



CL7200 PDF Guide Quality-of-Life(QoL) Updates

2022

CAS USA

CL Product Manager

Michael McNally



The new CL7200 firmware update(3.3.5), introduced many smaller Quality-of-Life updates as well as some automatic updates to PLU and memory capacity. Those changes and any new parameters added will be highlighted and explained in this short guide.

This guide applies to:



For more information about this update AND to browse our how-to videos, please visit our updated website.

www.cas-usa.com



Function Menu Home Screen

With the new update you have the option to have the FUNCTION menu as your home screen.

To enable this, access the Parameter menu. Enter 760 in the function code, press ENTER, and select 1 for Y as the option selection. Press SAVE and return to the main menu.

Program Mode **1000** Parameter Setting

Function Code : **760**

Set the home screen to the function key screen.

A	B	C	D	E	F	G	H	CAPS	ZERO	TARE	LIST	▲	PAGE UP
I	J	K	L	M	N	O	P				◀	SAVE	▶
Q	R	S	T	U	V	W	X	INS ERT	7	8	9	▼	PAGE DOWN
Y	Z	\$	-	⊠	⌂	CHAR	↵	DEL	4	5	6	ESC	TEST
/	%	()	.	,	"			1 YES	2	3	FEED	
À	É	Ì	Ñ	Ò	Û	Ü			00	0 NO	C	ENTER	ENTER

Program Mode **1000** Set the home screen to the function key screen.

Set the home screen to the function key screen.

(1=Yes/0=No)

Y

A	B	C	D	E	F	G	H	CAPS	ZERO	TARE	LIST	▲	PAGE UP
I	J	K	L	M	N	O	P				◀	SAVE	▶
Q	R	S	T	U	V	W	X	INS ERT	7	8	9	▼	PAGE DOWN
Y	Z	\$	-	⊠	⌂	CHAR	↵	DEL	4	5	6	ESC	TEST
/	%	()	.	,	"			1 YES	2	3	FEED	
À	É	Ì	Ñ	Ò	Û	Ü			00	0 NO	C	ENTER	ENTER

Default (Option 0, No in p760)

Function Home Screen (Option 1, Yes in p760)

Select Category

TARE **0.000** lb

WEIGHT **0.000** lb

UNIT PRICE **0.00** \$/lb

TOTAL PRICE **0.00** \$

Max 15/30 lb Min 0.1 lb
e=d=0.005/0.01 lb

SEARCH NAME1	SEARCH NAME2	CAT.	EDIT KEY
EDIT BATCH	REPRINT BATCH	CUST. NO.	CUST. CLOSE
PACK DATE	BATCH	MISC BY WEIGHT	MISC BY COUNT

PRINT

Select Category

TARE **0.000** lb

WEIGHT **0.000** lb

UNIT PRICE **0.00** \$/lb

TOTAL PRICE **0.00** \$

Max 15/30 lb Min 0.1 lb
e=d=0.005/0.01 lb

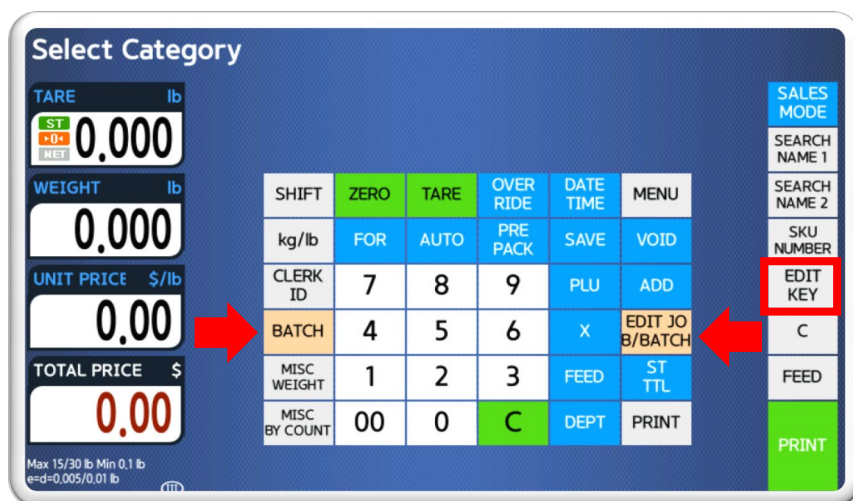
SHIFT	ZERO	TARE	OVER RIDE	DATE TIME	MENU
kg/lb	FOR	AUTO	PRE PACK	SAVE	VOID
CLERK ID	7	8	9	PLU	ADD
BATCH	4	5	6	X	CAT.
MISC WEIGHT	1	2	3	FEED	ST TTL
MISC BY COUNT	00	0	C	DEPT	PRINT

PRINT

Two New Customizable Funct. Keys

You now have the option to customize TWO function keys on the function menu screen. This menu update is automatically applied after you update the firmware. They will be the orange colored keys on the right and left of the keypad.

To customize, press the EDIT KEY, then select the function key you would like to appear, press SAVE to apply the changes.



For example, I chose to add the BATCH function keys to my keypad. See your user manual for function key options, or browse through them on the CL Works Pro software KeyPad editor.



Memory and PLU Capacity Increase

In this update there is a free upgrade of ALL CL7200's from 4K PLU's to 10K, Direct Ingredients from 1,600 to 2,100 and (for newer current Gen. 7200's only) a scale memory increase from 4G to 7G.

After updating your scale to the new firmware, you can check to see if your scale qualifies for the memory increase by checking MENU 1866:

Program Mode **1866** Memory Information **SALES MODE** **SAVE** **PREV.**

Chip Status : No errors

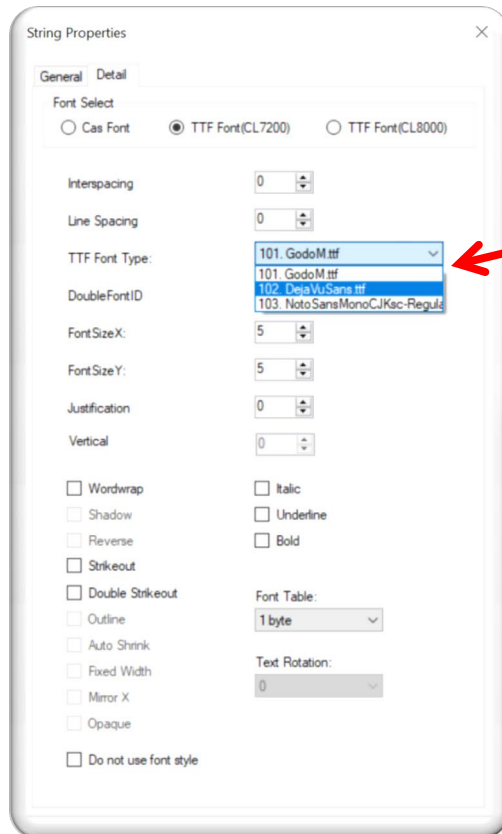
Total Flash Size (MB) : Size:7.0G, Used:520.9M Available:6.2G

Old : 4.0G

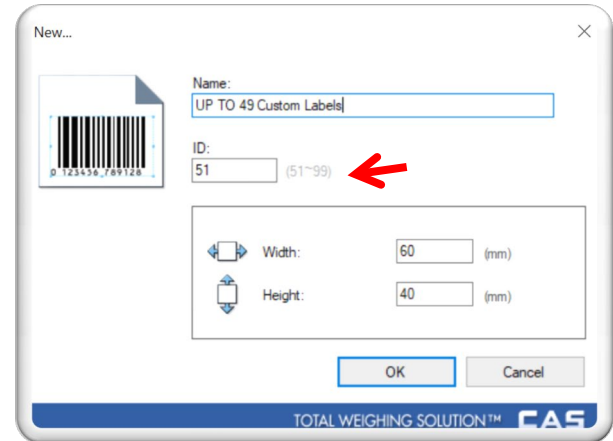
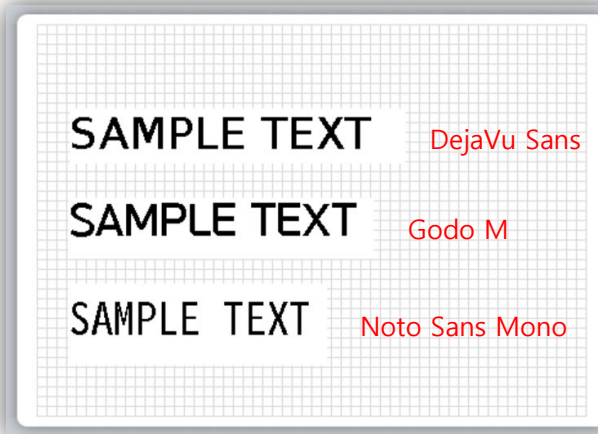
A	B	C	D	E	F	G	H	CAPS	ZERO	TARE	LIST	▲	PAGE UP
I	J	K	L	M	N	O	P				◀	SAVE	▶
Q	R	S	T	U	V	W	X	INS ERT	7	8	9	▼	PAGE DOWN
Y	Z	\$	-	⊗	⌵	CHAR	↵	DEL	4	5	6	ESC	TEST
/	%	()	.	,	"			1 YES	2	3	FEED	
À	É	ì	Ñ	Ò	Û	Ü			00	0 NO	C	ENTER	ENTER

This will allow you to save more movie, image, and data files than ever before.

Custom Label capacity has been increased. Now you can create and customize up to 48 custom labels!



In addition, you can now use 3 different TrueType fonts to further customize the style of your custom labels.





Other Updates and Videos

Some other additions include Auto Daylight savings time, Julian Date options on the Label Editor, more Label presets and many bug QoL fixes.

If you are still have questions about this update and all the new features, reach out to your local dealer. If you dont have a dealer, please reach out to us directly. E-mail your details to: sales@cas-usa.com. Thank you!

This update (3.3.5) has added many new features and improvements to the CL7200 Label printing Scale and if you'd like to see these features explained and our how-to-videos, please visit our website OR visit our YouTube channel to see all the videos we have available.

www.cas-usa.com

or

[CL YouTube Channel](#)

